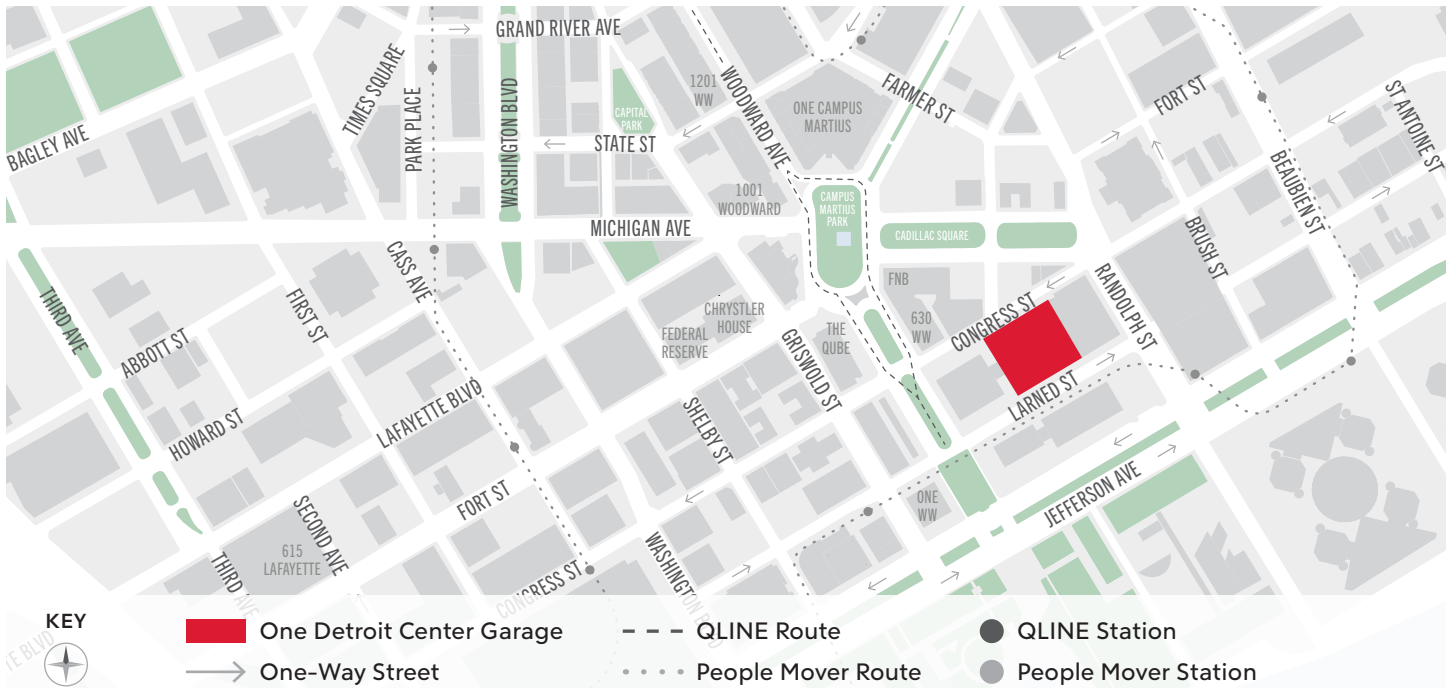


One Detroit Center Garage - Visitor

200 Larned St., Detroit, MI 48226



Parking At One Detroit Center Garage:

Location: The One Detroit Center (ODC) Garage is located between E. Congress St. and E. Larned St., just west of Randolph St., behind the Ally Detroit Center building.

Entrances: There are entrances and exits on both E. Congress St. and E. Larned St.

PLEASE NOTE: Both Congress St. and Larned St. are one-way streets.

***Please have visitors register for Metropolis prior to arriving if possible. Sign-up instructions are located on the 4th page.**



Entering The Garage And Parking:

1. Enter through any lane. You will need to create a Metropolis profile by visiting metropolis.io and following the prompts. Please have your license plate available. You will need to enter a credit card, but do not worry we will provide you a one day validation
2. The garage will be gateless, just drive in and park in any parking spot that not labeled "reserved. If you have not created a Metropolis account, scan one of the QR codes that are posted in the garage and follow the prompts.
3. After parking, head to the elevator bank or stairwell and take it the ground level.

Exiting:

1. Stop at the concierge desk, turn in your visitor badge, and then you will scan a QR code. You will see a \$0.00 charge on your Metropolis profile. There will be no gates, just drive out.

Additional Information:

Height Restriction: The maximum height for vehicles at the One Detroit Center Garage is 6'5".

Motorcycle Parking: There is no motorcycle parking available at the One Detroit Center Garage. Please contact Commute Solutions for more information.

Electric Vehicle Spaces: There are 4 electric vehicle (EV) spaces on the south side of the 1st floor, near the elevator bank, and 3 Tesla EV spaces near the Larned St. exit. These are first come, first serve. Please do not park in these spots if you are not driving an EV.

Vehicle Assistance: If you require emergency vehicle assistance, such as a battery jump, a vehicle lockout, flat tire assistance or need a tow, please call Commute Solutions at (313) 373-3333.

Elevators And Stairs: On the 1st floor, the elevators on the left side go from floors 1 – 3, and the set on the right side go from floors 4 – 7. Please note, not all stairs go to all levels.

1. Stairwell C: floors 1 – 7, no access on 2 and 3.
2. Stairwell D: floors 1 – 7.
3. Stairwell E: floors 1 – 3.

Security: There is security patrolling both on foot and in a security vehicle 24 hours a day, 7 days a week, 365 days a year. If you have any issues, you can call the Rock Security Command Center at (313) 373-3333.

Directions:**From The East (I-94):**

1. Take I-94 West to exit 216A to I-75 South toward Toledo.
2. Continue I-75 South for about 2 miles.
3. Continue onto I-375 South towards the Civic Center for 1 mile.
4. Stay left to follow I-375 South towards Jefferson Avenue West-Civic Center. You will pass the Renaissance Center on your left-hand side.
5. Turn right on Randolph St.
6. Turn left on Congress St.
7. The ODC Garage will be on your left-hand side following the Two Detroit Garage.

From The West (I-96):

1. Take I-96 East to I-75 North exit toward Flint.
2. Merge onto M-10.
3. Use the left lane to take exit 1B for Larned St. towards Huntington Place.
4. Continue onto W. Larned St.
5. The ODC Garage will be on your left-hand side following Woodward Ave.

From The West (I-94):

6. Take I-94 East to exit 215 for M-10 S/John C Lodge Fwy toward downtown.
7. Merge onto M-10.
8. Use the left lane to take exit 1B for Larned St. towards Huntington Place.
9. Continue onto W. Larned St.
10. The ODC Garage will be on your left-hand side following Woodward Ave.

From The South (I-75):

1. Take I-75 North toward Detroit.
2. Take exit 49 M-10 toward Southfield.
3. Keep right at the fork and merge onto M-10 S/ John C Lodge Fwy.
4. Use the left lane to take exit 1B for Larned St. towards Huntington Place.
5. Continue onto W. Larned St.
6. The ODC Garage will be on your left-hand side following Woodward Ave.

From The North (I-75):

1. Take I-75 South.
2. Continue onto I-375 South towards the Civic Center.
3. Stay left to follow I-375 South towards Jefferson Avenue West-Civic Center. You will pass the Renaissance Center on your left-hand side.
4. Turn right on Randolph St.
5. Turn left on Congress St.
6. The ODC Garage will be on your left-hand side following the Two Detroit Garage.

From The North (M-10 – The Lodge):

7. Take M-10 – The Lodge towards Downtown Detroit.
8. Use the left lane to take exit 1B for Larned St. towards Huntington Place.
9. Continue onto W. Larned St.
10. The ODC Garage will be on your left-hand side following Woodward Ave.

Visitor Parking Information

We are looking forward to your visit. Please read the information below on our visitor parking process.

Plan your Visit!

- Create a Metropolis profile by visiting metropolis.io and following the prompts
- Have your license plate available.
- You will need to enter a credit card, but do not worry we will provide you a one day validation

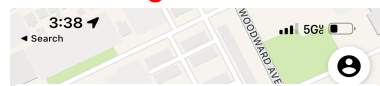
Parking in The Garage

- The garage will be gateless, just drive in and park in any parking spot that not labeled "reserved"
- If you have not created a Metropolis account, scan one of the QR codes that are posted in the garage and follow the prompts

Validating your Parking and Exiting the Garage


- Stop at the concierge desk, turn in your visitor badge, and then you will scan a QR code
- You will see a \$0.00 charge on your Metropolis profile
- There will be no gates, just drive out.

Successfully Parked and Registered



Just drive out to pay

You drove in at 3:23 PM



Time parked
00:15:15

Est. total cost
\$4.99

Parking details

Vehicle
[Redacted]

Payment method Switch

Location info

116 Lothrop St
Detroit, MI 48202

Successfully Validated Parking



Discount applied

100% discount on your first 24 hours

Got it